

Safety Scorecard – Feb^{YTD} 2018

Face/Head/Mouth

Eyes/Sight
1

Shoulder
1

Chest/Ribs

Back
1

Hip/Leg/Thigh

Knee
1

Multiple



2018 (YTD) WCB Claims
(Calendar Year)

Hearing/Ear

None

Neck

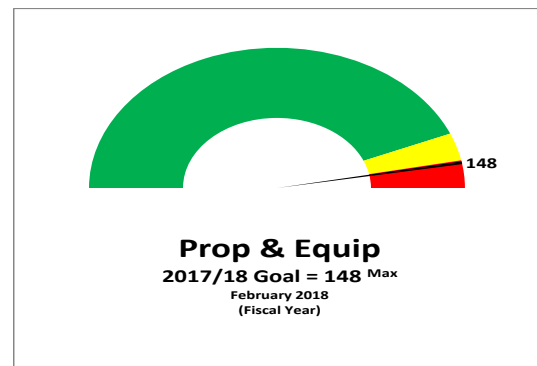
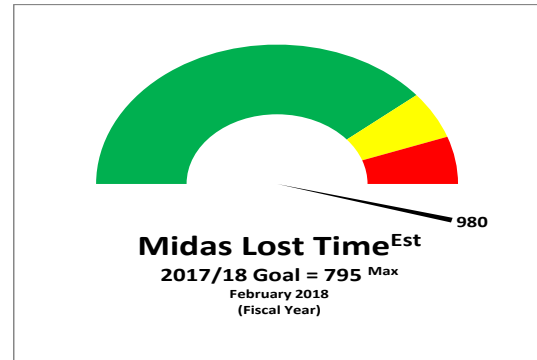
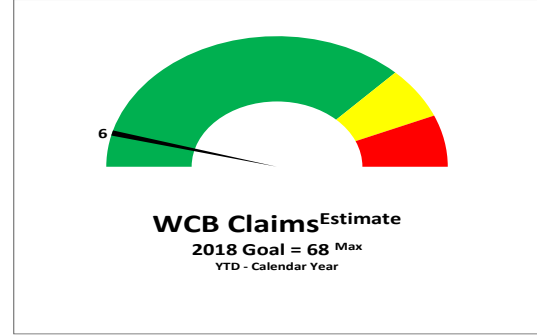
Abdomen/Side/
Groin
1

Mental Health

Fingers/Hand/
Thumb/Wrist
1

Ankle/Foot/Toes

Other



Injury Summary for Feb/18

WCB No Time Loss Claims – 1

- Slip and fall

WCB Time Loss Claims – 4

- 2 physical exertion & strain – shoulder injury and groin injury
- slip, trip and fall – back injury
- contact with object/equipment – finger injury

Near Miss No Injury – 1

- water on stairs cleaned up before causing an incident

Near Miss P & E – 1

- CVA slid into ditch at intersection – no damage

Dangerous Occurrence - 2

- D Unit fire in shop – damage to 3 D Units and building/shop
- D Unit knocked over power line

P&E Summary for Feb/18

Preventable Incidents

D Unit Incidents - 8

- D Unit his building damaging rotary light/natural gas line
- D Unit hit bridge/guard rail
- Snapped safety chain on D Unit
- Air bag blew on D Unit
- 2 D Units hit light posts
- D Unit pulled private vehicle out of the ditch/vehicle ran into D Unit
- D Unit hit MHI vehicle while loading limestone

1 Grader Incident - Grader hit bridge/guard rail

3 Loader Incidents - 2 loader incidents caused damage to our building/shop

- 1 loader broke light off mount when loading snow

2 Trailer Incidents

- Trailer caught on fire
- Trailer hit paint barrel

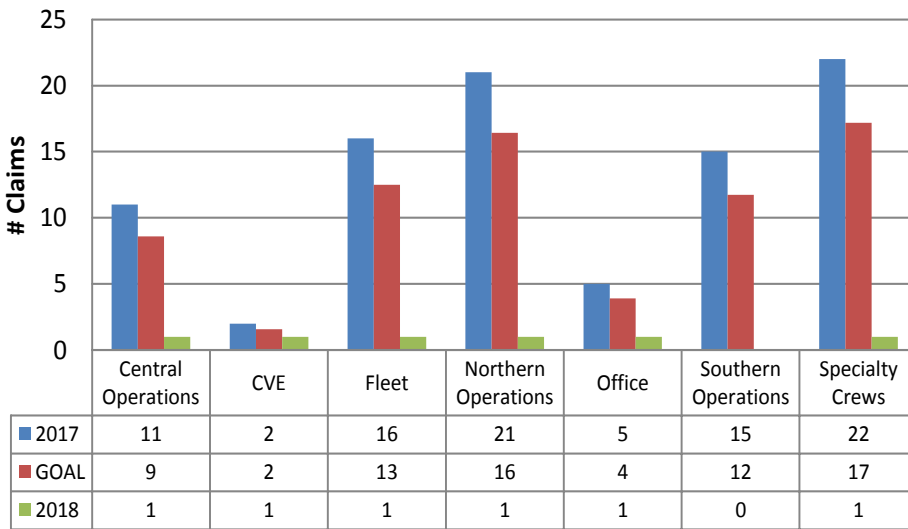
Other – office window broke

Un-preventable Incidents – 6

- CVA hit deer
- Swivel pin fell off when parking D Unit
- Punctured 2 tires running into rebar with Loader
- Snow chunk broke light off the mount on Loader
- Stone blew out windshield in tractor
- Tire blew on CVA when driving on gravel road

Safety Scorecard – Feb^{YTD} 2018

WCB Claims



Goal = 68 Claims^{Max}

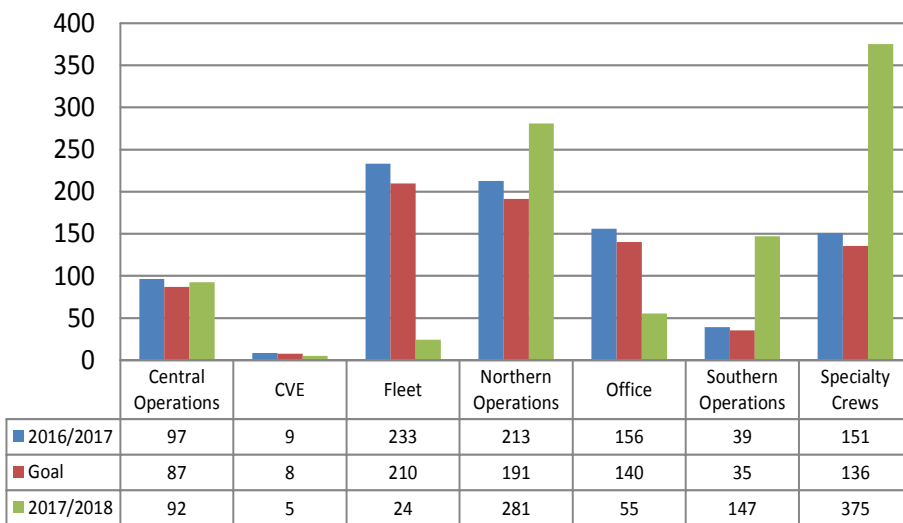
YTD = 6 Claims
(2 out of 12 months)

Status = **On Track**

Counter Measures

1. Develop a safety first attitude.
2. Plan the activities and follow the plan.
3. Use "Take 10" tool to identify hazards and have control in place prior to starting the task.
4. Take the time necessary to complete the job safely and ask for help if needed.
5. Look out for yourself and others.

Lost Days



Goal = 809 Days^{Max}

YTD = 980 Days^{est}
(11 out of 12 months)

Projection = 1096 Days

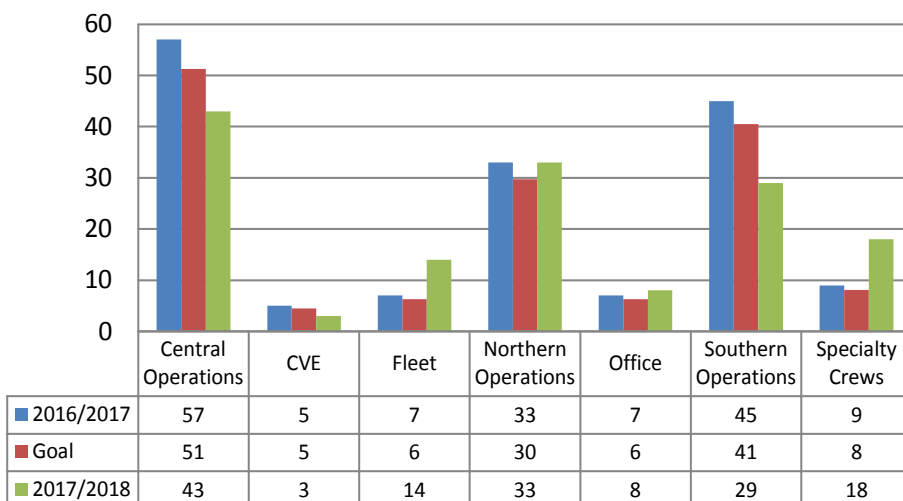
Status = **Action Needed**

Counter Measures

When an injury results in medically supported time away from work, a Return to Work activity must start immediately with the consultation of the OHS Team. The goal is to return our employees to work during the recovery period as soon as safely possible for their regular job or modified duties.

Remember; Accommodated work is available for most injury's.

P&E Incidents



Goal = 148 Incidents^{Max}

YTD = 148 Incidents
(11 out of 12 months)

Projection = 158 Incidents

Status = **Action Needed**

Counter Measures

1. Focus on backing up and contact incidents.
 - Complete a walk around your unit before moving. (360 walk around)
 - Use a spotter as needed.
2. Ensure overhead doors are fully open.
 - Ensure box is down
3. Ensure overhead line clearance is appropriate.
4. Preventive Maintenance (PM) will reduce unplanned equipment failures. Follow equipment PM schedule.

Key Performance Indicators (KPI)

These KPI's are Pro-Active Measures of our Safety System. We started measuring five new KPI's as of December 2017.

These are the KPI's we are now measuring:

1. Take 10 Cards completed per month (Fiscal Year);
2. Percentage of OHS inspections completed by committees per quarter (Calendar Year);
3. Number of Employees trained on Power Mobile Equipment per month (PME) (Fiscal year);
4. Percentage of Employees completing Orientation in their First Month of employment (Fiscal Year);
5. Percentage of E-learning activities completed per month per employee (Fiscal Year).

