

# Safety Scorecard – Mar<sup>YTD</sup> 2018

Face/Head/Mouth  
0

Eyes/Sight  
1

Shoulder  
2

Chest/Ribs  
0

Back  
1

Hip/Leg/Thigh  
0

Knee  
2

Multiple  
0



2018 (YTD) WCB Claims  
(Calendar Year)

Hearing/Ear  
0

None  
0

Neck  
0

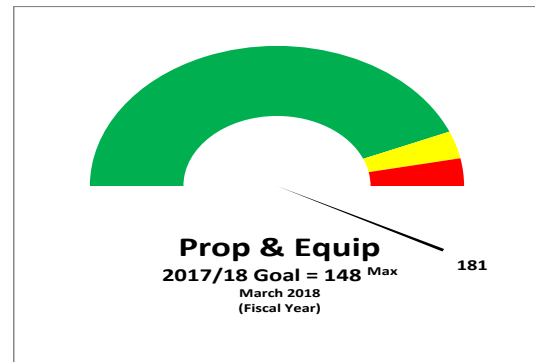
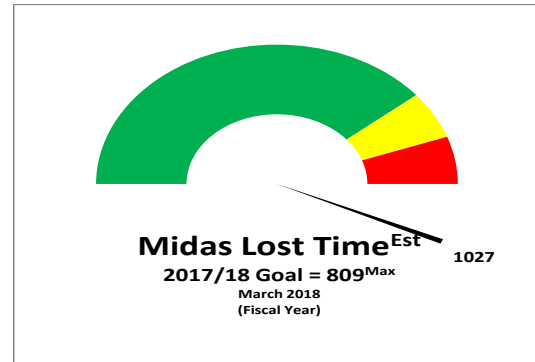
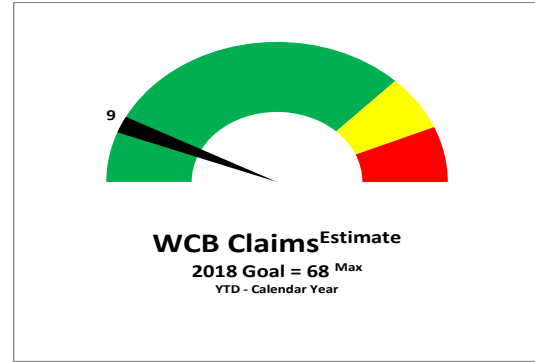
Abdomen/Side/  
Groin  
1

Mental Health  
0

Fingers/Hand/  
Thumb/Wrist  
2

Ankle/Foot/Toes  
0

Other  
0



## Injury Summary for Mar/18

### WCB Time Loss Claims – 3

- Injured shoulder – wind took sign
- Injured back - slipped on ice
- Injured finger – closing end gate on D Unit

### WCB No Time Loss Claims – 6

- Hernia surgery after swinging shovel
- Stitches in thumb after pulling on hydraulic hose
- Wind blew wood in right eye
- Injured shoulder during physical assessment
- Twisted knee surveying
- Banged knee swinging underneath Dunit

### Near Miss P & E – 4

- 2 D Units hit the ditch
- Retreat tire blew
- Air bag exploded

### Dangerous Occurrence - 2

- D Unit backed into light standard
- D Unit hit light standard at train tracks

## P&E Summary for Mar/18

### Preventable Incidents - 34

#### D Unit Incidents – 24

- 5 D Units hit our building, 4 hit a bridge, 2 light standards, 2 train tracks
- Tarp cable ripped wing off D Unit
- 2 bolts broke, 1 pin fell out, 1 frog wore down
- 3 front plows dug into the road
- Turned to sharp and bent hydro drum
- Wind blew door bending door hinge
- Trolley rolled out of back of D Unit and created a spill

#### CVA Incidents - 4

- Private vehicle hit us
- Rear axle broke, door ding
- Crank bolt loosened damaging tire and rim

#### Grader Incident – 1 - Flat tire damage to rim

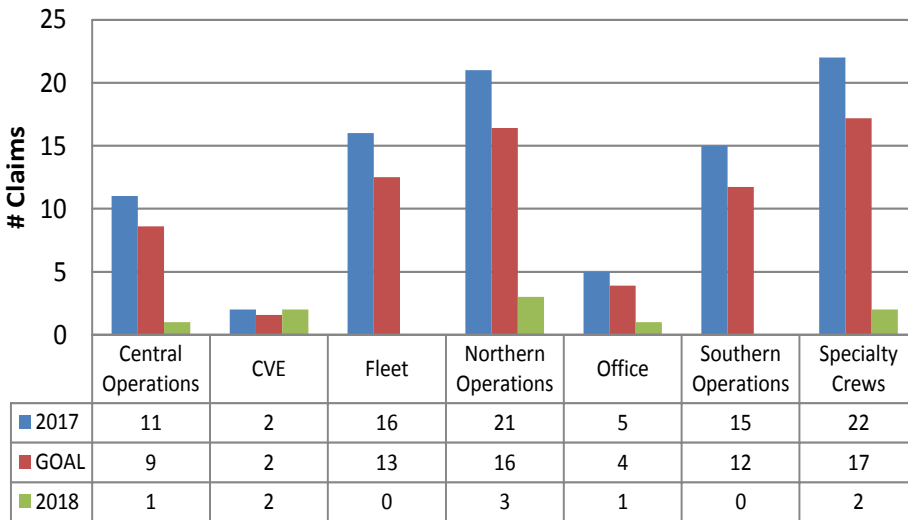
#### Loader Incidents - 4

- 2 loaders hit our building, 1 hit post
- Punctured sidewall of tire on steel

#### Trailer Incident – 1 - Backed into pipe damaging tire

#### Unpreventable P&E Incidents - 13

## WCB Claims



Goal = 68 Claims<sup>Max</sup>

YTD = 9 Time Loss Claims  
(3 out of 12 months)

Projection = 36 Claims

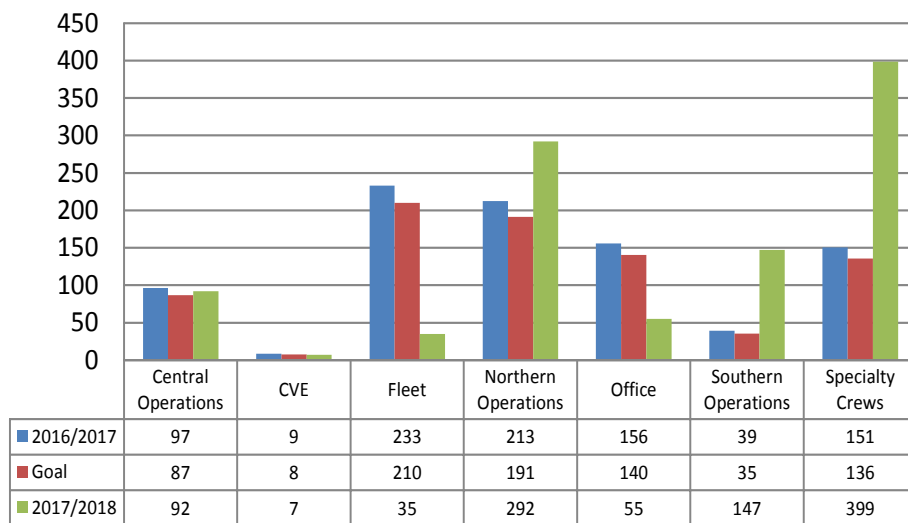
Status = **On Track**

\*\*\*\*\*

### Counter Measures

1. Develop a safety first attitude.
2. Plan the activities and follow the plan.
3. Use "Take 10" tool to identify hazards and have control in place prior to starting the task.
4. Take the time necessary to complete the job safely and ask for help if needed.
5. Look out for yourself and others.

## Lost Days



Goal = 809 Days<sup>Max</sup>

YTD = 1,027 Days<sup>est</sup>  
(12 out of 12 months)

Status = **2018/19 Action Plan is in Progress**

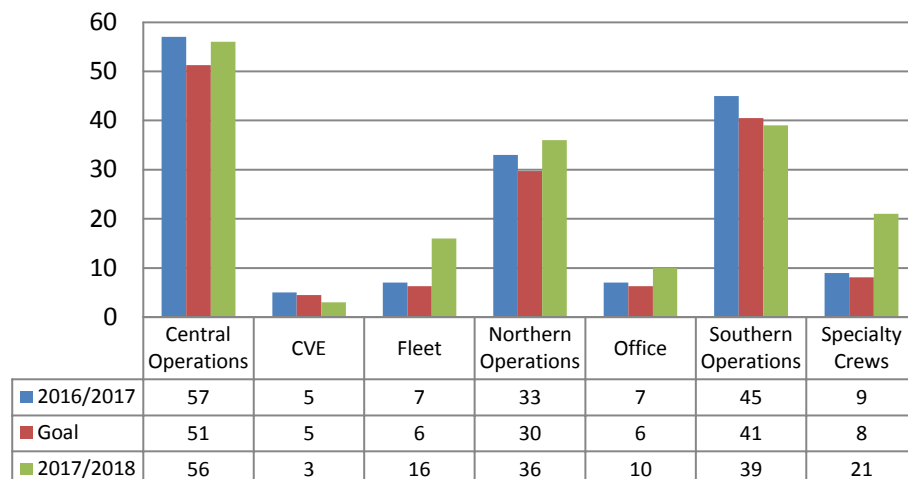
\*\*\*\*\*

### Counter Measures

When an injury results in medically supported time away from work, a Return to Work activity must start immediately with the consultation of the OHS Team. The goal is to return our employees to work during the recovery period as soon as safely possible for their regular job or modified duties.

**Remember; Accommodated work is available for most injury's.**

## P&E Incidents



Goal = 148 Incidents<sup>Max</sup>

YTD = 181 Incidents  
(12 out of 12 months)

Status = **2018/19 Action Plan is in Progress**

\*\*\*\*\*

### Counter Measures

1. Focus on backing up and contact incidents.
  - Complete a walk around your unit before moving. (360 walk around)
  - Use a spotter as needed.
2. Ensure overhead doors are fully open.
  - Ensure box is down
3. Ensure overhead line clearance is appropriate.
4. Preventive Maintenance (PM) will reduce unplanned equipment failures. Follow equipment PM schedule.

# Key Performance Indicators (KPI)

These KPI's are Pro-Active Measures of our Safety System. We started measuring five new KPI's as of December 2017.

## These are the KPI's we are now measuring:

1. Take 10 Cards completed per month (Fiscal Year);
2. Percentage of OHS inspections completed by committees per quarter (Calendar Year);
3. Number of Employees trained on Power Mobile Equipment per month (PME) (Fiscal year);
4. Percentage of Employees completing Orientation in their First Month of employment (Fiscal Year);
5. Percentage of E-learning activities completed per month per employee (Fiscal Year).

### OHS Committee Inspection Completed (%) (Calendar Year)

