

Health & Safety Scorecard

September 2019 Ministry of Highways and Infrastructure

Take 10's
Goal = 2400 per Year

770 MHI
2735 Fleet

Perfect Days
Zero Incidents

15

TRIF / LTIF
Incident Frequency

3.69/1.5

Work Zone Audit
By Contractor

58

SOP's Complete
Goal = 150 per Year

108

Safety Walks
Completed 19/20
Goal = 150 per Year

36

Incidents
Reported 19/20
Year to Date
(only preventable)

154

Work Zone Audit
By Safety Group
Goal = 30 (April-Oct)

34

OHC Inspection
Completed as Planned
Goal = 100%

96% (3rd quarter)

Orientation's
Completed as Planned
Goal = 100%

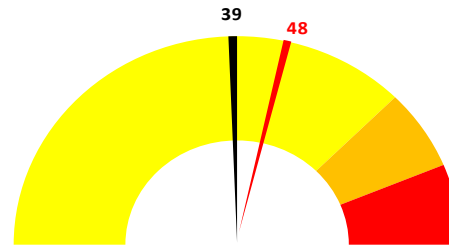
18 of 28

Training
By OHS Group
Awarded This Month

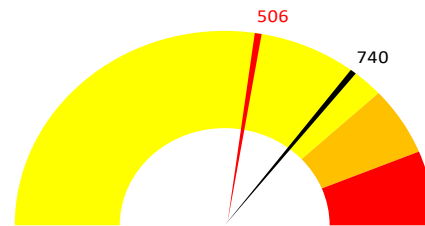
35

SOP Observations
Completed
Goal TBD

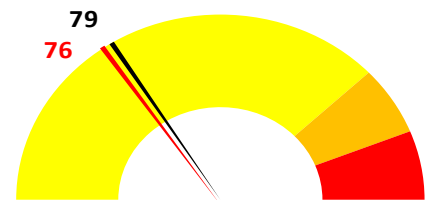
42



WCB Claims est
YTD = 39
3 YR AVG = 48



Midas Lost Time est
YTD = 740
3 YR AVG = 506



Prop & Equip
YTD = 79
3 Yr Avg = 76

Not Myself Today

Tell someone you appreciate them.
And accept the compliments that come your way.

notmyselftoday.ca



Add lemon!
Lemon in your water can help optimize your memory and your mood.

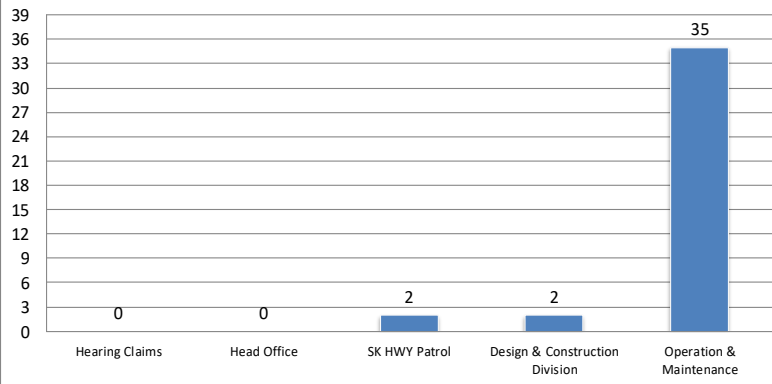
notmyselftoday.ca



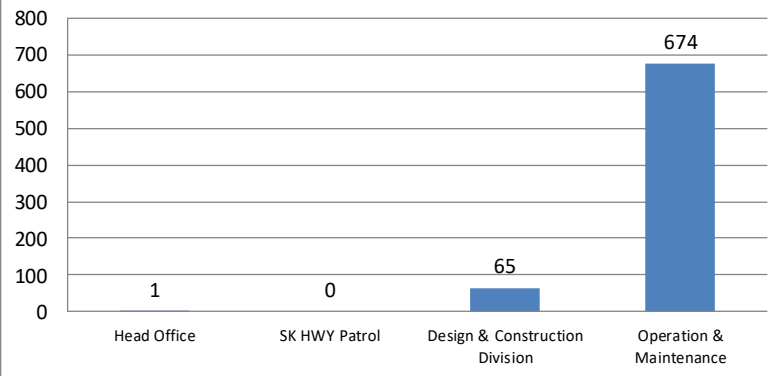
Health & Safety Scorecard

September YTD 2019 Ministry of Highways and Infrastructure

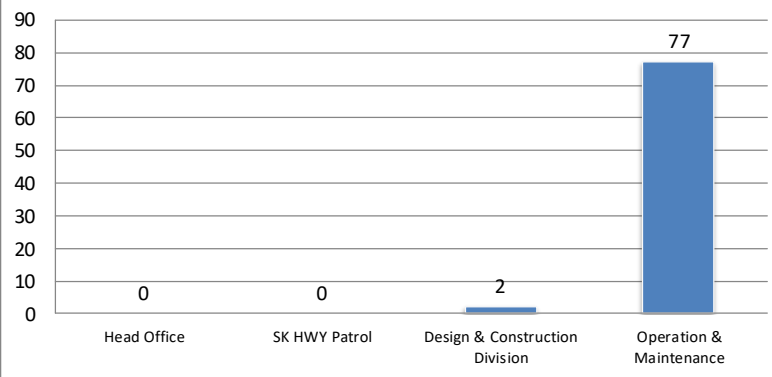
WCB Claims - 2019 YTD



Injury Lost Time - 2019/20 YTD



Property & Equipment - 2019/20 YTD



Path to Zero Injuries

Prevention is the key...

1. Safety above all else.
2. Plan your activities and follow the plan.
3. Use "Take 10" to identify hazards and have controls in place prior to starting task.
4. Take the time necessary to complete the job safely and ask for help if needed.
5. Look out for yourself and others.

SAFETY, ENVIRONMENT, QUALITY & PRODUCTION

Complete a hazard assessment prior to starting a task.

Path to Zero Lost Time

1. Injury Prevention
2. Injury Accommodation

The goal is to return employees to work during the recovery period as soon as possible to their regular or modified duties.
- Contact OHS Team if you have any questions and completing Form 111

Accommodated work is available for most injuries.

Path to Zero P&E Incidents

Focus – SOP Observations

Typical Backing Up Controls

- Complete a walk around your unit before moving.
- Use a spotter as needed.
- Ensure overhead doors are fully open.
- Ensure box is down
- Ensure overhead line clearance is appropriate.

Typical Contact Controls

- Mark potential problems spots – no surprises!
- Shops/yards have designated equipment and material locations – no surprises!

Regular Preventive Maintenance (PM) will improve equipment reliability and minimize potential failure during service.

We have 21 preventable incidents in the month of September 2019, below is a quick summary:

Dangerous Occurrence P&E - 1

Private vehicle hit broom tractor in work zone

WCB – lost time claims – 1

Injury to back of leg while weed whacking

WCB – no lost time claims – 4

Employee breathed in paint fumes

Injury to back packing up office for the move

Hand injury using new drill

Eye injury working under D Unit

Injury 1st Aid – 2

Arm injury slipped when inspecting the bridge

Employees experienced headaches smelling mold in the office

Preventable P&E Incidents – 13

5 MHI Vehicles ran into MHI Units (4 were backing incidents)

2 MHI Units ran into post/light standard (1 was backing incident)

2 CVA/Trucks hit MHI equipment/material (1 was backing incident)

Stud broke off rear wheel on D Unit

Lost blade while plowing

Wore blade down when plowing

Forklift dropped load

Two Incidents from August received late (in Sept):

2 Injury WCB both physical exertion & strain one shoulder one leg injury no lost time

[For more information please visit:](#)

G:\Ministry OH&S\2019 MOHC\Incident Description Summary