


**Injury Rate Goal<sup>2016</sup> = TBD**

**Lost Days Goal<sup>2015/16</sup> = 1200<sup>Max</sup>**

**Property & Equipment Goal<sup>2015/16</sup> = 171<sup>Max</sup>**

**WCB Claims Cumulative Total**

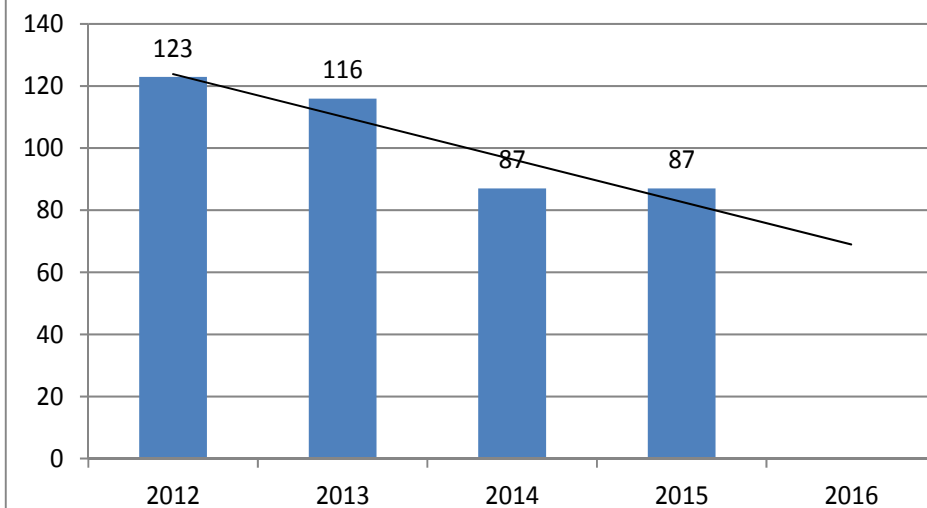
January to December 2016



Year to date there is one documented WCB medical aid claim. This is a fantastic accomplishment.

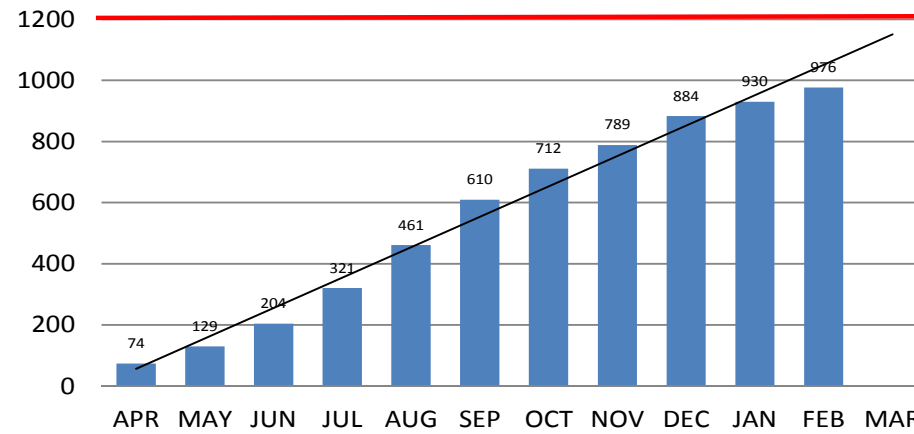
An internal review of incident reports that indicated “medical aid”, “visit to the doctor”, or “lost time” suggests there will be a jump in claims once WCB reporting synchronizes with WCB internal processes.

**WCB Claims Trend Analysis**



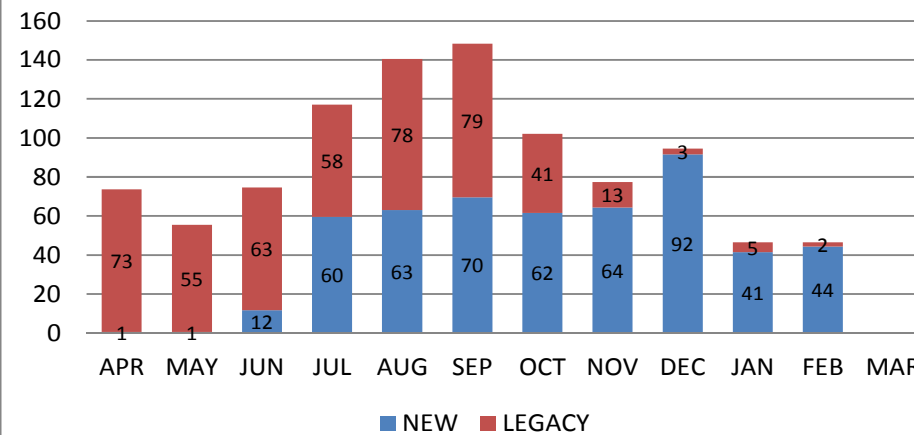
**Lost Days by Month**

Apr to Feb FY 2015/16



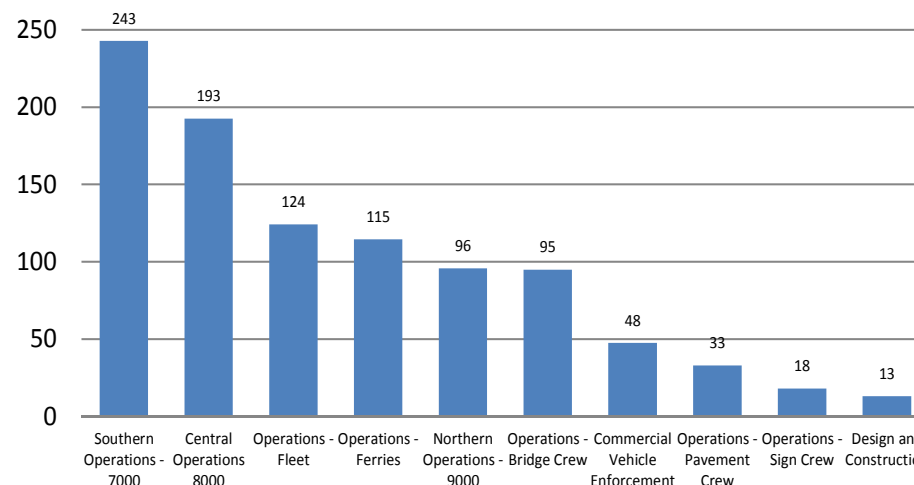
**Lost Days - Legacy vs New**

Monthly Totals FY 2015/16



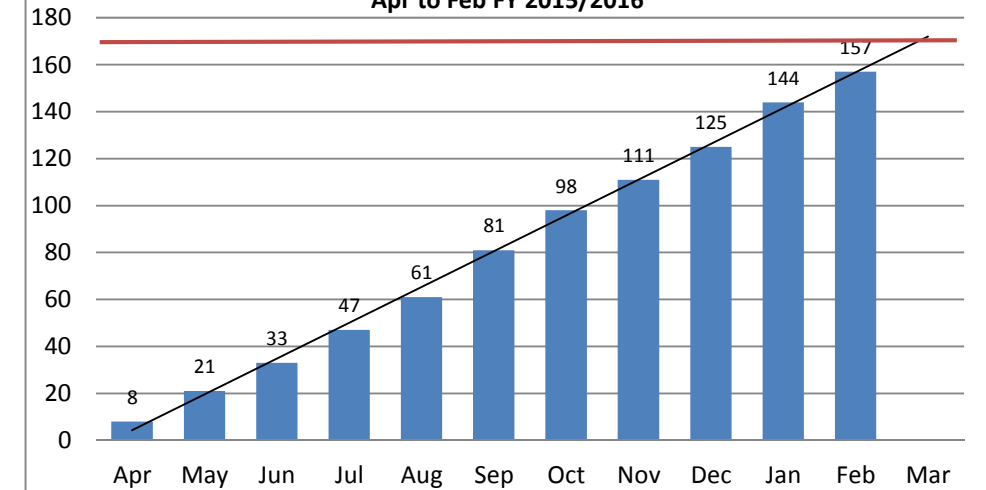
**Lost Days by Business Unit**

Apr to Feb FY 2015/16



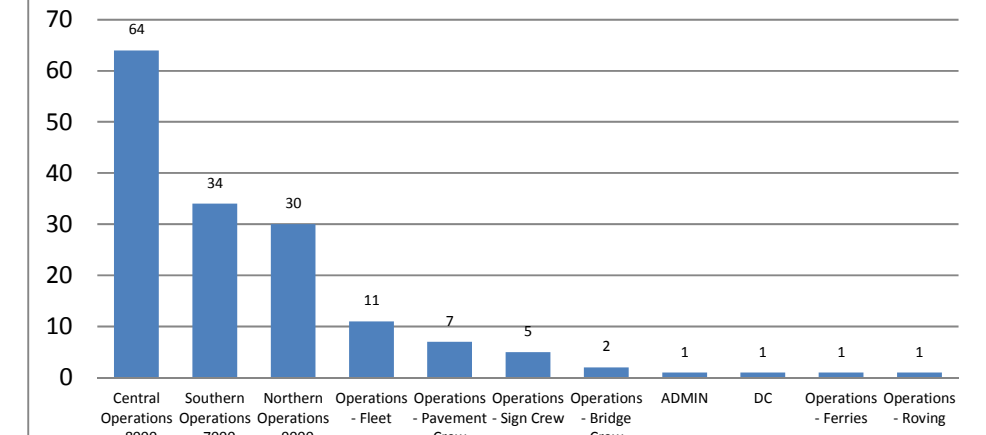
**P&E Incidents - Preventable**

Apr to Feb FY 2015/2016



**P&E Incidents Preventable by Business Unit**

Apr to Feb FY 2015/16



**Snow Plow Incidents**

**March** - Operator plowing Hwy 312 and a west bound vehicle hit wing.

**March** - Operator plowing Hwy 11 when contacted by a semi.

**January** - Operator was treating with salt with on Hwy 6; had stopped to let tow truck pull another semi out of the ditch; an oncoming semi lost control on the ice and struck the front of our plow truck.

**January** - Employee plowing Hwy 11. Private vehicle in driving lane pulled out to pass traffic. Vehicle entered snow cloud. When private vehicle saw tandem they tried to avoid collision by driving into median and hit backside of left wing.

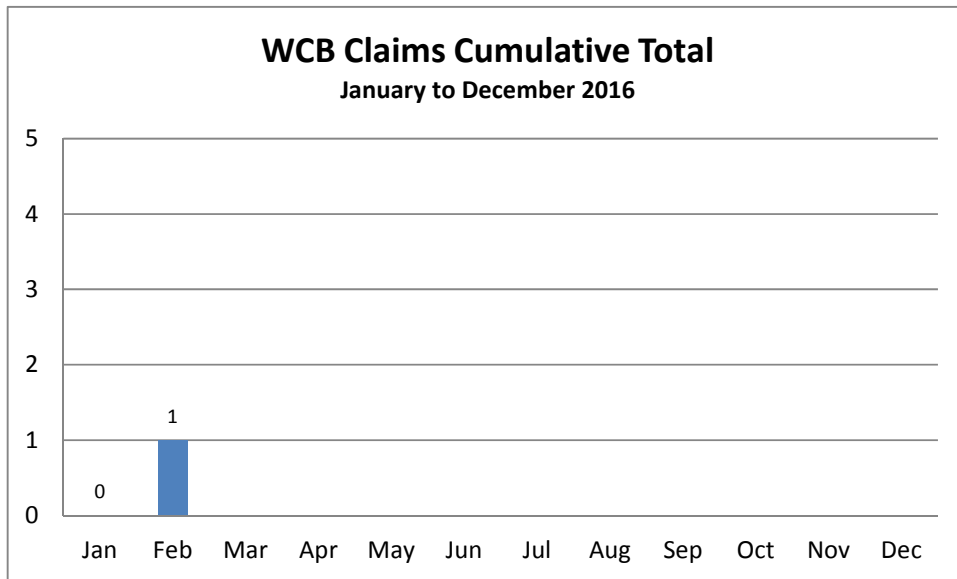
**December** - None!

**November** - Employee stopped unit on turning lane after salting intersection. A private vehicle approached from the rear, started to slide and hit the back left hand corner of the box. No injuries - damage to front of private vehicle.

**P&E Type**

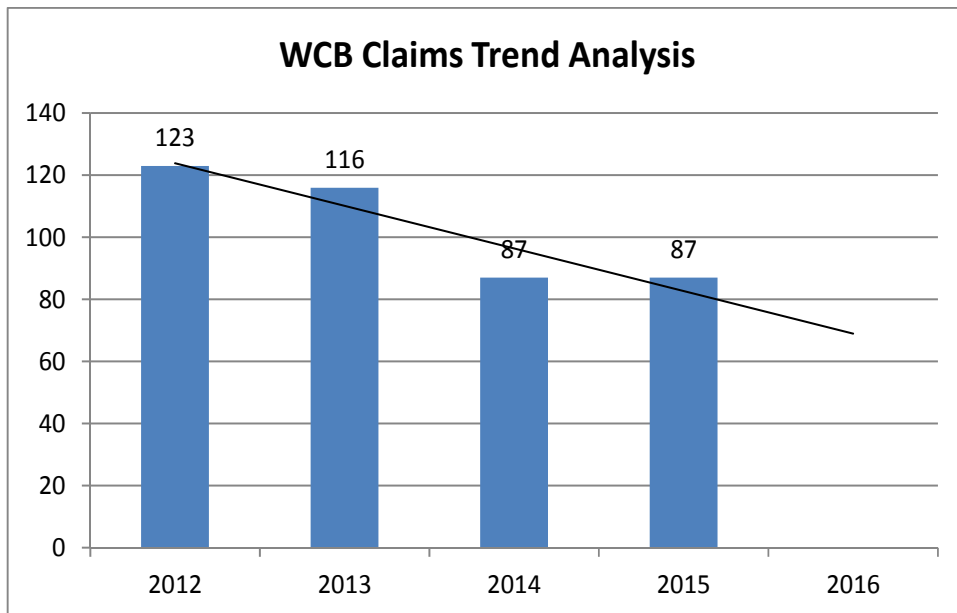
- Equip Failure = 26
- Equipment/Materials = 27
- Road = 12
- Building = 31
- MHI Unit = 20
- Private Vehicles = 12
- Other = 14
- Trailer = 5
- Light Standard/Post = 4
- Train Tracks = 2
- Bridge = 2
- Overhead Wires = 2

# Injury Rate Goal<sup>2016</sup> = TBD

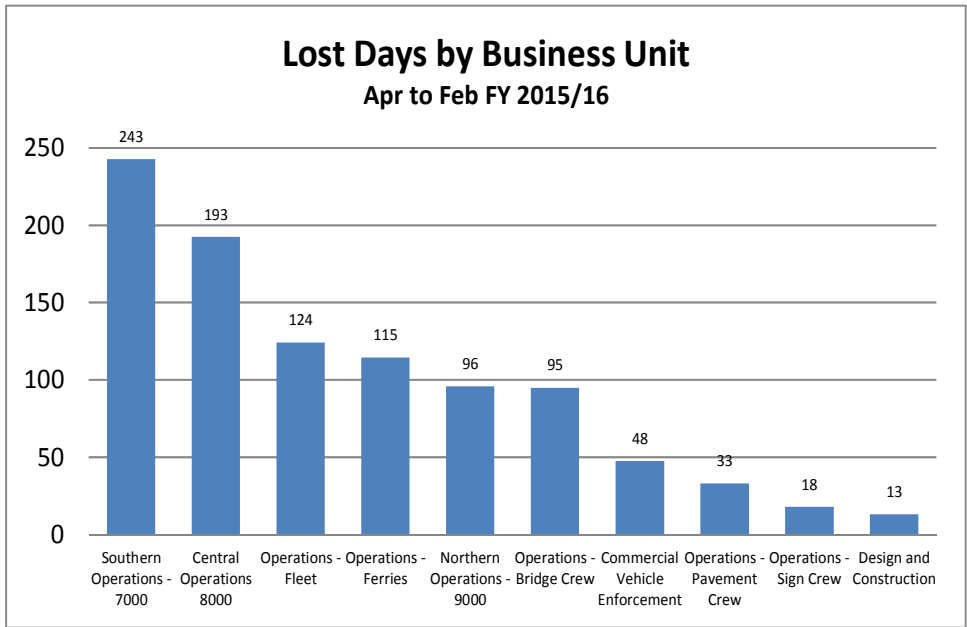
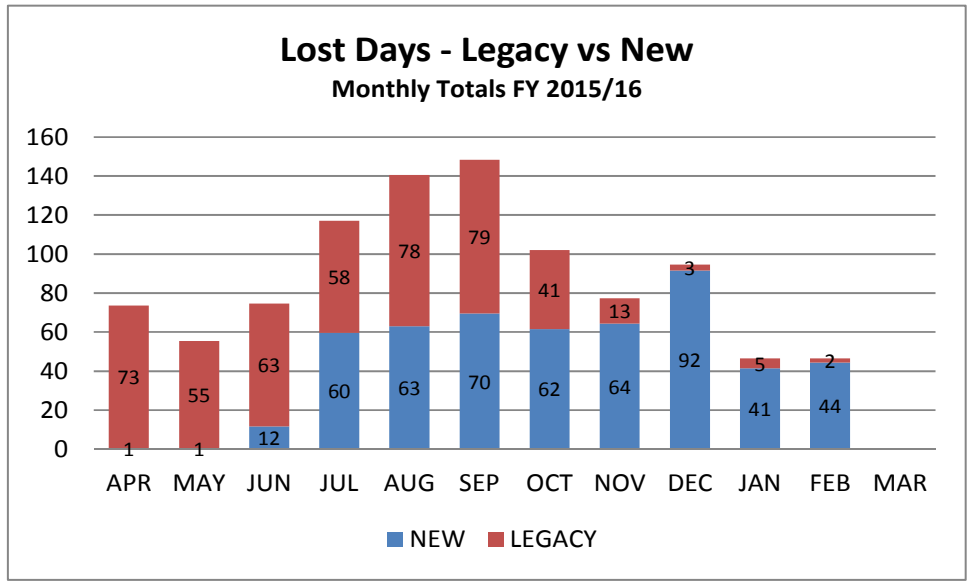
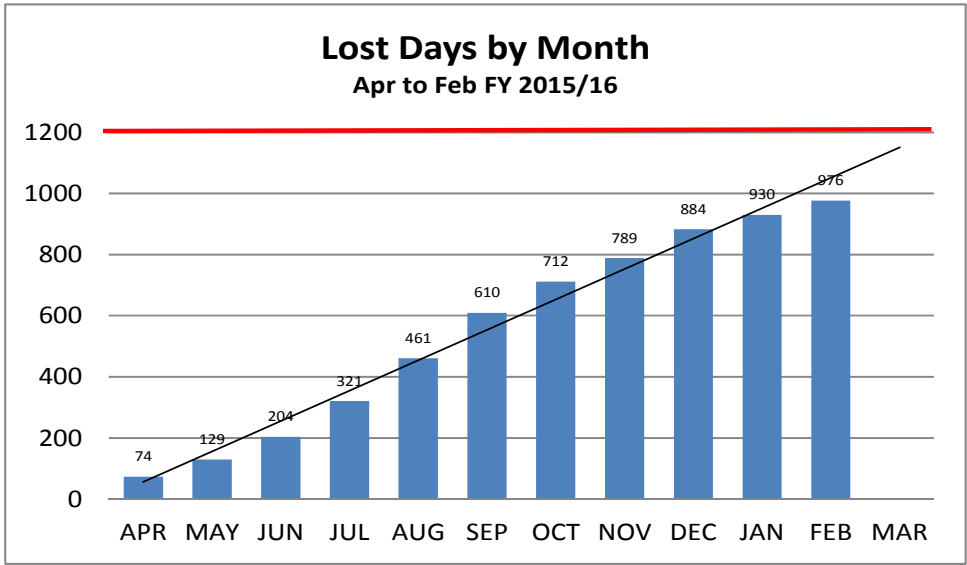


Year to date there is one documented WCB medical aid claim. This is a fantastic accomplishment.

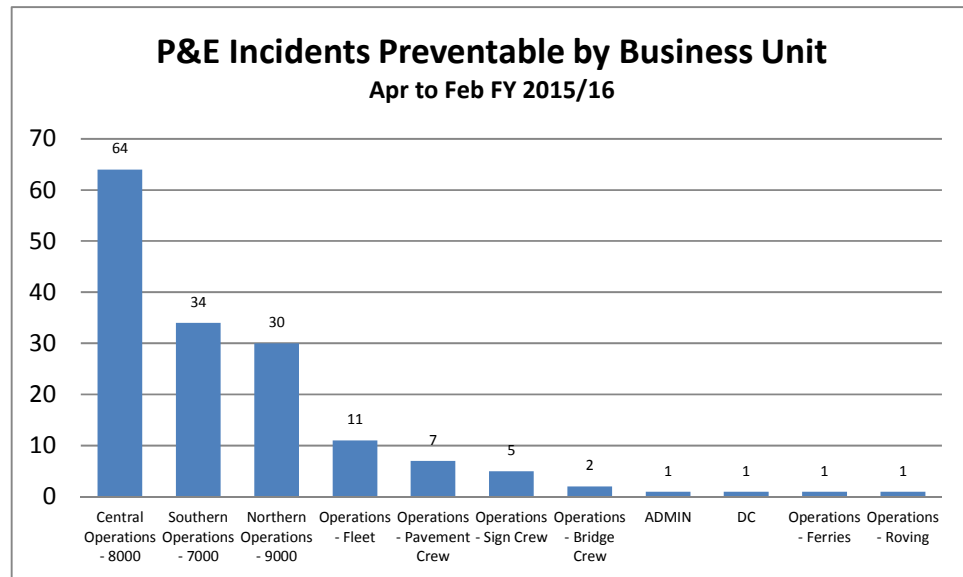
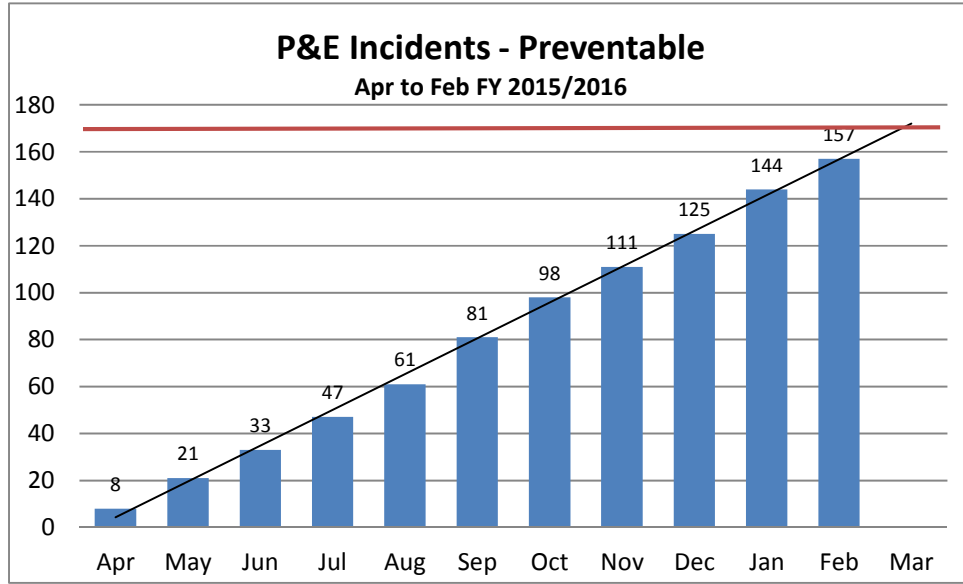
An internal review of incident reports that indicated “medical aid”, “visit to the doctor”, or “lost time” suggests there will be a jump in claims once WCB reporting synchronizes with WCB internal processes.



# Lost Days Goal<sup>2015/16</sup> = 1200<sup>Max</sup>



# Property & Equipment Goal<sup>2015/16</sup> = 171<sup>Max</sup>



## Snow Plow Incidents

**March** - Operator plowing Hwy 312 and a west bound vehicle hit wing.

**March** - Operator plowing Hwy 11 when contacted by a semi.

**January** - Operator was treating with salt with on Hwy 6; had stopped to let tow truck pull another semi out of the ditch; an oncoming semi lost control on the ice and struck the front of our plow truck.

**January** - Employee plowing Hwy 11. Private vehicle in driving lane pulled out to pass traffic. Vehicle entered snow cloud. When private vehicle saw tandem they tried to avoid collision by driving into median and hit backside of left wing.

**December** - None!

**November** - Employee stopped unit on turning lane after salting intersection. A private vehicle approached from the rear, started to slide and hit the back left hand corner of the box. No injuries - damage to front of private vehicle.

## P&E Type

*Equip Failure = 26*

*Equipment/Materials = 27*

*Road = 12*

*Building = 31*

*MHI Unit = 20*

*Private Vehicles = 12*

*Other = 14*

*Trailer = 5*

*Light Standard/Post = 4*

*Train Tracks = 2*

*Bridge = 2*

*Overhead Wires = 2*