

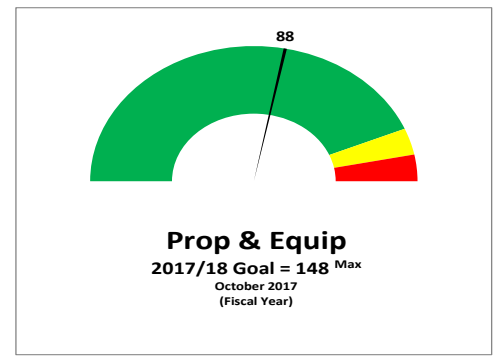
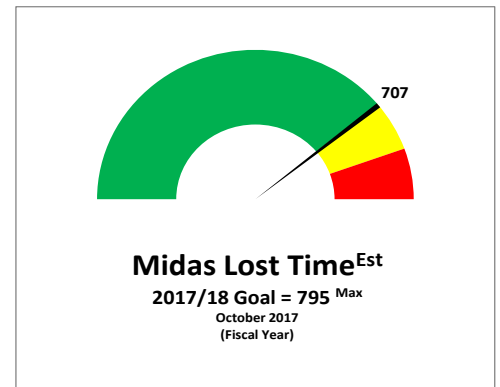
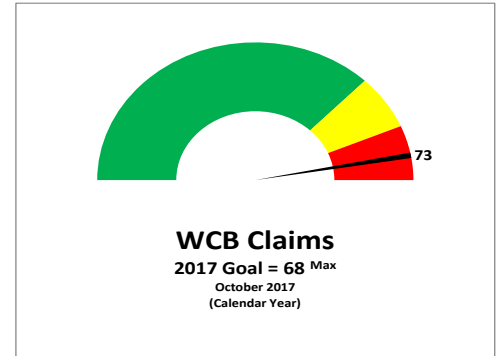
Safety Scorecard – Oct^{YTD} 2017

Face/Head/Mouth	5
Eyes/Sight	5
Shoulder	2
Chest/Ribs	1
Back	15
Hip/Leg/Thigh	2
Knee	6
Multiple	10



2017 WCB Claims
(Calendar Year)

Hearing/Ear	1
None	4
Neck	2
Abdomen/Side/Groin	1
Mental Health	1
Fingers/Hand/Thumb/Wrist	9
Ankle/Foot/Toes	6
Other	3



P&E Summary

15 Preventable Incidents

- 2 CVA's backed into MHI vehicles
- A CVA backed into a light pole
- A D Unit backed into MHI vehicle
- Skid Steer backed into culvert
- D Unit entered shop with box up damaging shop door
- D Unit box up and damaged air duct
- D Unit box up in wash bay damaged rotary lights
- Trailer brake stuck and damaged tires
- Trailer extension broke
- Loader ladder contacted salt bin
- CVA and trailer jack knifed
- Grader pushed over hydrant
- Grader slid into semi
- Grader battery cables caught on fire

13 Un-preventable Incidents

- 3 D Unit – tires blew
- Glass damage to 2 CVA's in high winds
- Coverall building damaged in high winds
- Life boat on Ferry was damaged in high winds
- 2 CVA's had windshield damage
- D Unit windshield damage
- Skid Steer windshield damage
- 2 tractors windshield damage

Injury Summary

WCB Time Loss Claims – 4

- Injured back lifting trailer ramp
- Injured eye cleaning D Unit
- Injured foot while washing D Unit with pressure washer
- Injured back while operating packer

WCB No Time Loss Claims – 2

- CVA accident – all four employees were checked out by the doctor (1 claim)
- Pulled muscle in back when stepping off equipment

Other Incidents

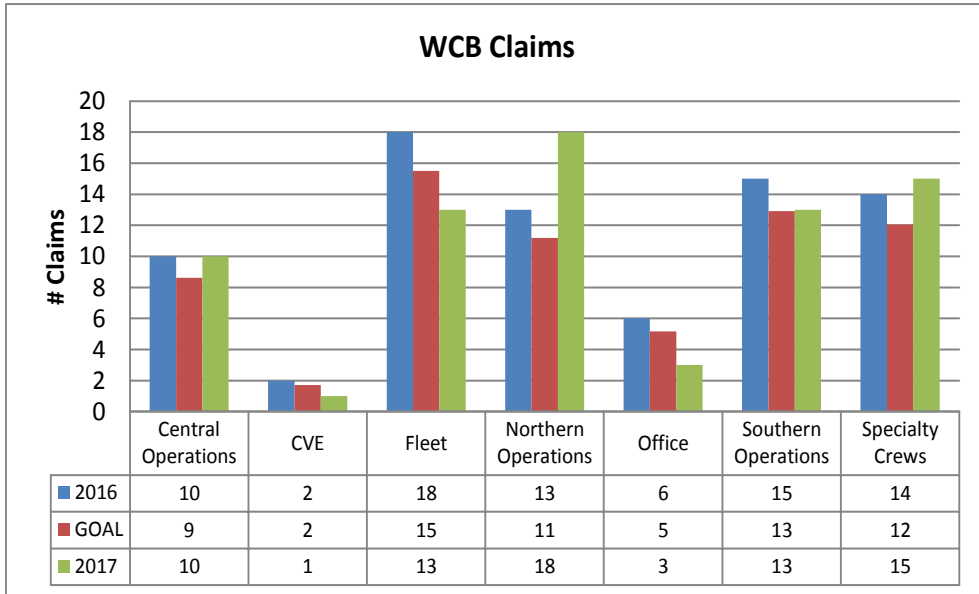
Vandalism – 2 Incidents

- CVA hose from tank was cut
- Loader was shot at

Near Miss – 3 Incidents

- Stepped into culvert – no injury
- D Unit almost backed into public vehicle

Safety Scorecard – Oct^{YTD} 2017



Goal = 68 Claims^{Max}

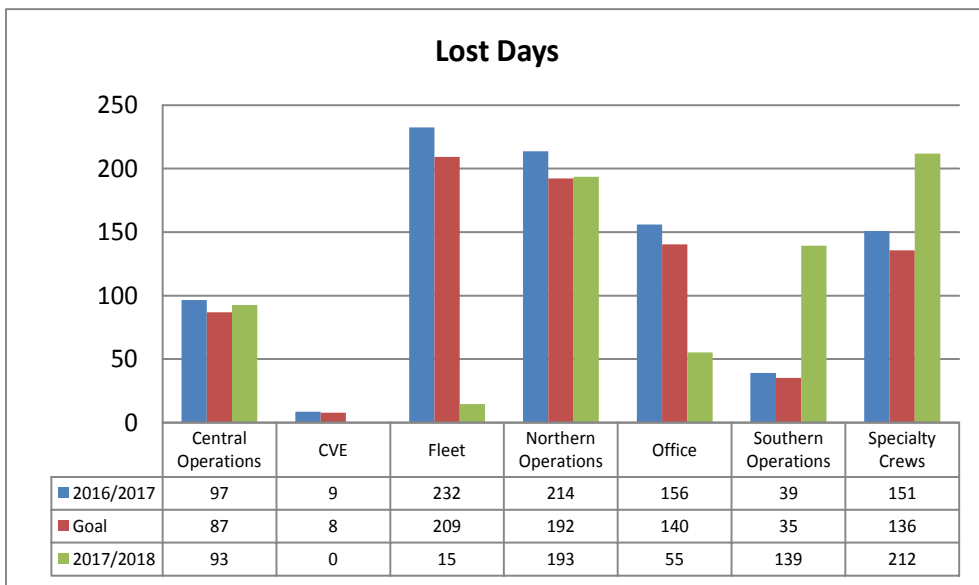
YTD = 73 Claims
(10 out of 12 months)

Projection = 87 Claims

Status = **Action Needed**

Counter Measures

1. Develop a safety first attitude.
2. Plan the activities and follow the plan.
3. Use "Take 10" tool to identify hazards and have control in place prior to starting the task.
4. Take the time necessary to complete the job safely and ask for help if needed.
5. Look out for yourself and others.



Goal = 795 Days^{Max}

YTD = 707 Days^{est}
(7 out of 12 months)

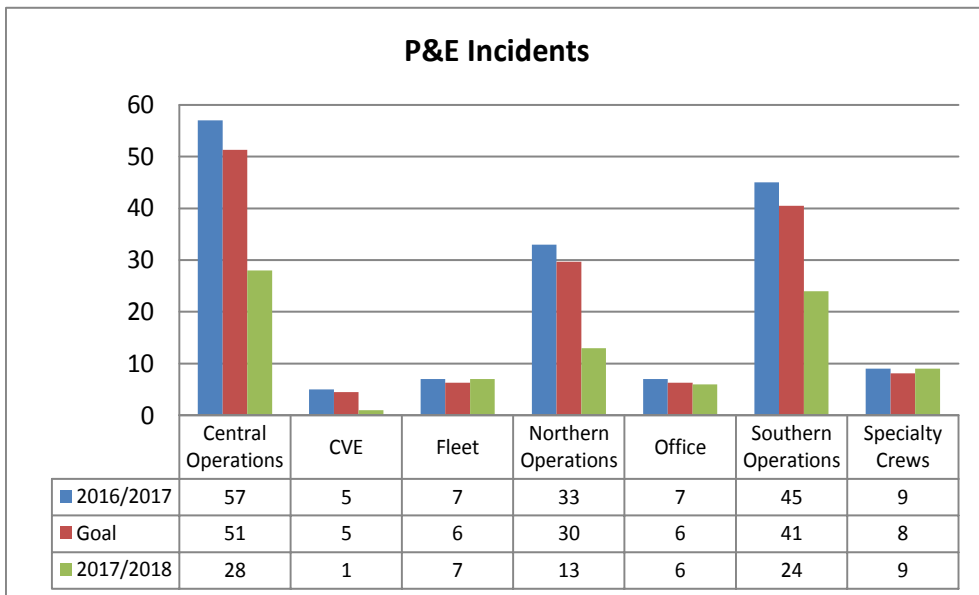
Projection = 1212 Days

Status = **Action Needed**

Counter Measures

When an injury results in medically supported time away from work, a Return to Work activity must start immediately with the consultation of the OHS Team. The goal is to return our employees to work during the recovery period as soon as safely possible for their regular job or modified duties.

Accommodated work is available for most injury's.



Goal = 148 Incidents^{Max}

YTD = 88 Incidents
(7 out of 12 months)

Projection = 150 Incidents

Status = **Action Needed**

Counter Measures

1. Focus on backing up and contact incidents.
 - Complete a walk around your unit before moving. (360 walk around)
 - Use a spotter as needed.
2. Ensure overhead doors are fully open.
 - Ensure box is down
3. Ensure overhead line clearance is appropriate.
4. Preventive Maintenance (PM) will reduce unplanned equipment failures. Follow equipment PM schedule.