

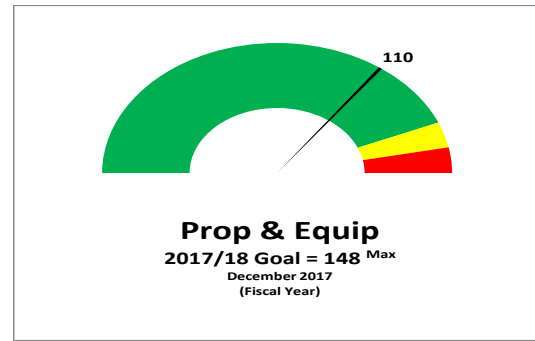
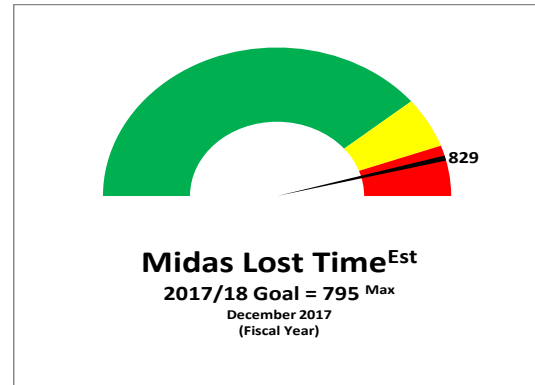
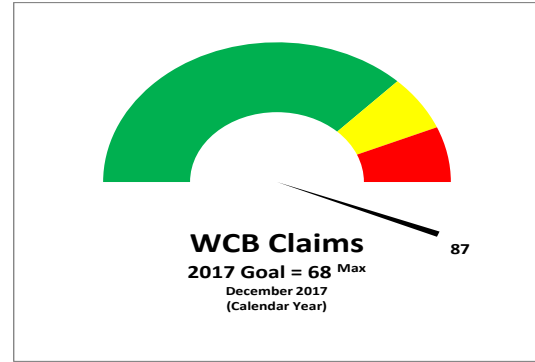
Safety Scorecard – Dec^{YTD} 2017

Face/Head/Mouth	6
Eyes/Sight	5
Shoulder	2
Chest/Ribs	1
Back	20
Hip/Leg/Thigh	2
Knee	6
Multiple	12



2017 (YTD) WCB Claims
(Calendar Year)

Hearing/Ear	1
None	4
Neck	2
Abdomen/Side/ Groin	1
Mental Health	1
Fingers/Hand/ Thumb/Wrist	14
Ankle/Foot/Toes	7
Other	3



P&E Summary for Dec/17

Injury Summary for Dec/17

WCB Time Loss Claims – 2

- Injured elbow on wing
- Injured thumb on tarp belt

WCB No Time Loss Claims – 1

- Injured head on hydraulic lift

Near Miss P & E - 2

- Rear end collision behind snow plow in white out
- Private vehicle hit the ditch to avoid Dunit backing onto Highway

Preventable Incidents – 8

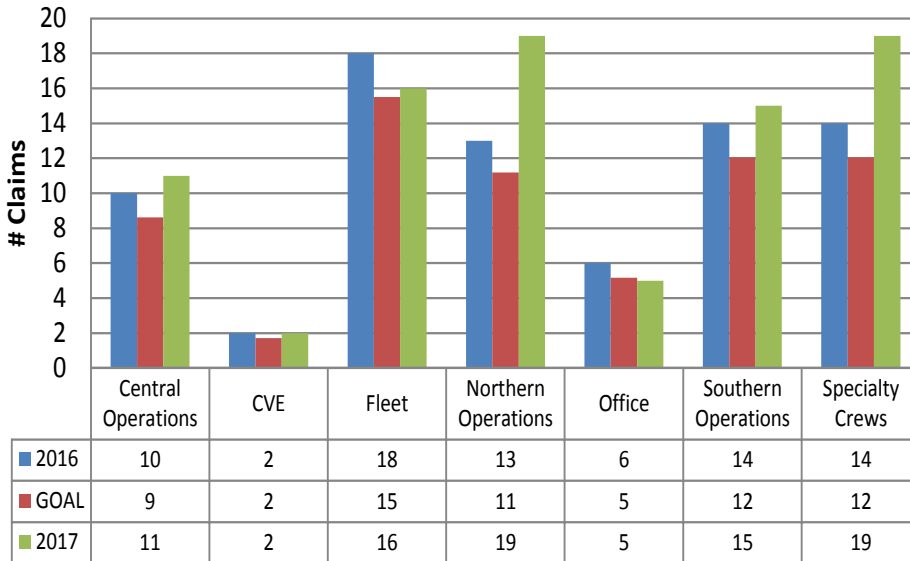
- Bent fender bracket on D Unit
- Drove D Unit over brake clean bottle
- Broke beacon post off D Unit driving into shop
- Hit rotary lights driving D Unit into shop
- C hook swung and broke Gradall window
- CVA backed into retaining wall of bridge
- Battery charging caught on fire
- Wore blades off treating ice

Un-preventable Incidents - 4

- CVA hit a deer
- Two retread tires blew on D Units
- Tree broke window on Grader

Safety Scorecard – Dec^{YTD} 2017

WCB Claims



Goal = 68 Claims^{Max}

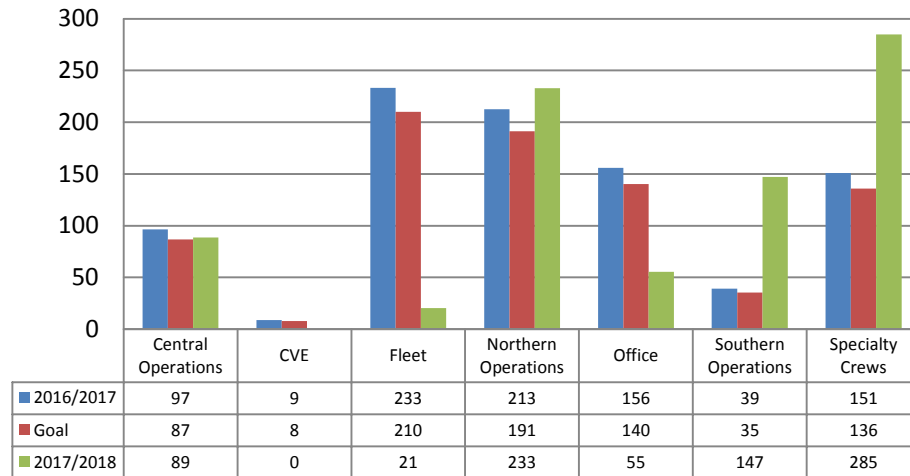
YTD = 87 Claims
(12 out of 12 months)

Status = **WIP**

Counter Measures

1. Develop a safety first attitude.
2. Plan the activities and follow the plan.
3. Use "Take 10" tool to identify hazards and have control in place prior to starting the task.
4. Take the time necessary to complete the job safely and ask for help if needed.
5. Look out for yourself and others.

Lost Days



Goal = 792 Days^{Max}

YTD = 829 Days^{est}
(9 out of 12 months)

Projection = 1102 Days

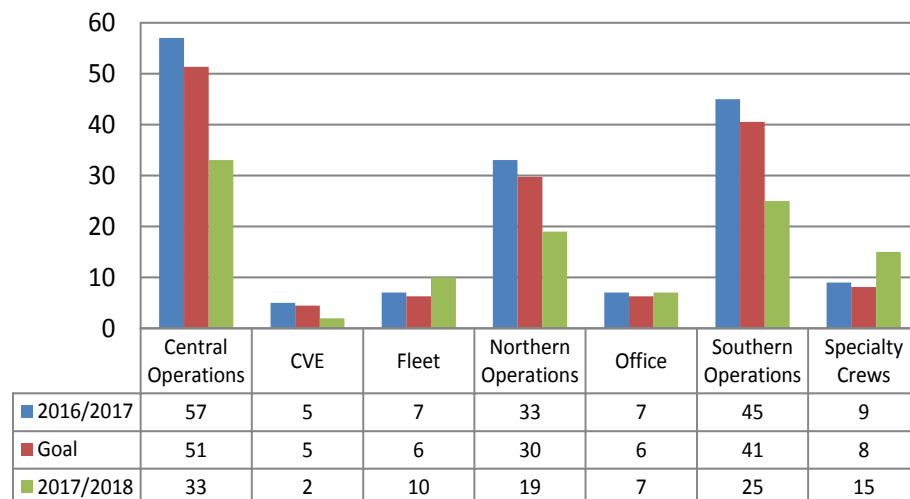
Status = **Action Needed**

Counter Measures

When an injury results in medically supported time away from work, a Return to Work activity must start immediately with the consultation of the OHS Team. The goal is to return our employees to work during the recovery period as soon as safely possible for their regular job or modified duties.

Accommodated work is available for most injury's.

P&E Incidents



Goal = 148 Incidents^{Max}

YTD = 110 Incidents
(9 out of 12 months)

Projection = 146 Incidents

Status = **On Track**

Counter Measures

1. Focus on backing up and contact incidents.
 - Complete a walk around your unit before moving. (360 walk around)
 - Use a spotter as needed.
2. Ensure overhead doors are fully open.
 - Ensure box is down
3. Ensure overhead line clearance is appropriate.
4. Preventive Maintenance (PM) will reduce unplanned equipment failures. Follow equipment PM schedule.

New Key Performance Indicators (KPI)

These new KPI's are Pro-Active Measures of our Safety System. We started measuring five new KPI's as of December 2017.

Following are the new KPI's we are measuring;

1. Take 10 Cards completed per month (Calendar Year);
2. Percentage of OHS inspections completed by committees per quarter (Calendar Year);
3. Number of Employees trained on Power Mobile Equipment per month (PME) (Fiscal year);
4. Percentage of Employees completing Orientation in the First Month of employment (Fiscal Year);
5. Percentage of E-learning sessions completed per month per employee (Fiscal Year).

